

**See how your student
fees are spent**

2022-2023



Increasing the transparency of Falmouth University's financial information

This joint publication is prepared by the University and the Students' Union, so that all students, staff and key stakeholders understand how Falmouth University generates revenues and how that money is spent. The figures used throughout this document are those for the 2022-23 financial year.

It also shows how the Students' Union spends the money it receives from its students and the University and includes details of the joint venture, Falmouth Exeter Plus.

Falmouth University is a Higher Education Corporation and has charitable status. All surpluses generated are reinvested for the purposes of teaching and research. The Students' Union is a registered charity, number 1145405.

Contents

- 2 Cost of living
- 4 Outgoings in summary
- 6 Key facts
- 8 Income
- 10 Expenditure
- 12 Student fees
- 18 The Students' Union financial transparency
- 20 Falmouth Exeter Plus financial transparency
- 24 Financial support

Cost of living

With increases in prices putting pressure on the cost of living, knowing what support is available and where to get value for money is more important than ever. Our new Money Matters Hub brings together key information to help you manage your finances with confidence and get the right support if you need it.

If you're thinking about money and making ends meet, or want to take control of your finances, support is available to all students here at Falmouth. So whether you're an international student, a mature student, living at home or studying one of our online degrees, you can come and talk to us.

On campus students

For information and advice around tuition fees, Student Finance and financial support options at the University, contact student.finance@falmouth.ac.uk. The team also run drop-in sessions every Tuesday at Falmouth Campus (11am to 1pm in the Student Finance Office).

Get independent and confidential advice from the Students' Union. Book an appointment with the Advice team.

Falmouth Online students

Email: studentexperience@falmouth.ac.uk
 Phone: +44 (0)1326 255251
 WhatsApp (message only): +44 (0)7342 707666

If your financial situation is beginning to affect your mental health, you can get help and advice from our Student Support team or 24/7 free and confidential wellbeing support service. Find out more on our wellbeing pages.



Want a budget you can actually stick to?

We can help with that.

Question about student finance or funding?

Come and talk to our Student Finance team:

Email: student.finance@falmouth.ac.uk

Or come to a drop-in, every Wednesday afternoon during term time at Compass Hub 9 (Penryn Campus). Also at the Falmouth Campus in the Student Finance Office on a Tuesday.

Visit the Money Matters Hub to find out more:



falmouth.myday.cloud/pages/student-support/moneyadvice

Want a budget you can actually stick to?

We can help with that.

Question about student finance or funding?

Come and talk to our Student Finance team:

Email: student.finance@falmouth.ac.uk

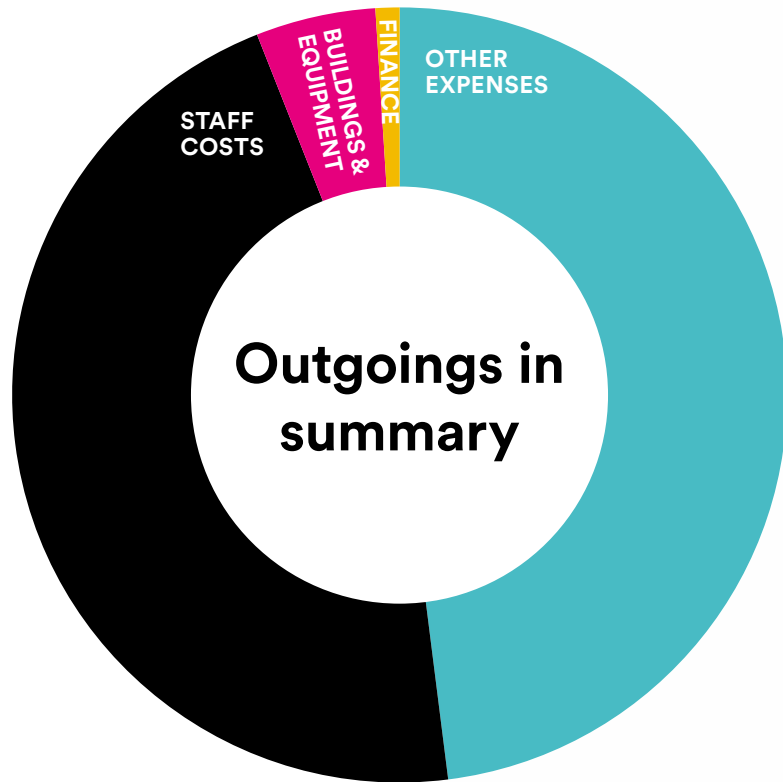
Or come to a drop-in, every Wednesday afternoon during term time at Compass Hub 9 (Penryn Campus). Also at the Falmouth Campus in the Student Finance Office on a Tuesday.

Visit the Money Matters Hub to find out more:







falmouth.myday.cloud/pages/student-support/moneyadvice





Expenditure

 Other expenses (e.g. teaching materials, premises costs, IT costs, bursaries, etc)	£27.9 M	38%
 Staff costs (e.g. wages and salaries, staff taxes, pension costs, etc)	£33.4 M	45%
 Buildings and equipment (e.g. costs of construction/acquisition, utilities, maintenance, etc)	£11.5 M	16%
 Finance costs (e.g. bank interest on loans)	£0.8 M	1%
Total expenditure	£73.6 M	100%

Our charity status

Falmouth University is a charity whose purpose is teaching and research. We need to cover our costs and investment needs to support students now and in the future. We plan to generate a surplus of income over expenditure to afford investment needs.

The year saw further investment in our estate, in order to update our teaching, research and innovation environment and we also continued to invest in carbon projects and cyber security (through FX Plus) alongside our regular refresh on equipment and facilities.

“What am I paying for?” Is a question I asked often throughout my studies. This publication offers some answers to that. The escalating cost of living has prompted collaborative efforts to ensure financial transparency and empower students to scrutinise spending decisions for greater accountability.

With a mere 2.8% increase in student loans in 2024 failing to keep pace with a 27% rise in food prices over the past two years, some of us find our needs unmet. In response, the Students’ Union on Penryn Campus offers a weekly food pantry open to everyone, and soon we hope to offer free soup every Friday afternoon made with fresh vegetables from Penryn Produce.

In these challenging times, it is crucial, more than ever, for us to unite in understanding our financial circumstances and available resources. If you have any questions or concerns, please reach out to us at presidents@thesu.org.uk or info@thesu.org.uk.”

Hannah de Oliveira Whitlock, SU President

2022-2023

Key facts




Information based on the annual return to the Higher Education Statistics Agency (HESA). [hesa.ac.uk](https://www.hesa.ac.uk)

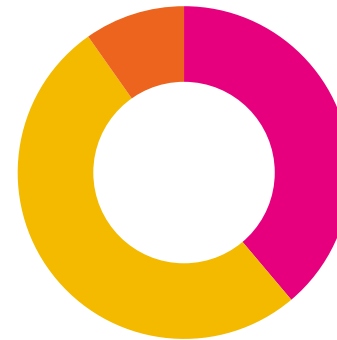
Student numbers

 Falmouth	5,522	76%
 Partners	1,763	24%





Student gender

 Male	2,830	39%
 Female	3,743	51%
 Other	712	10%





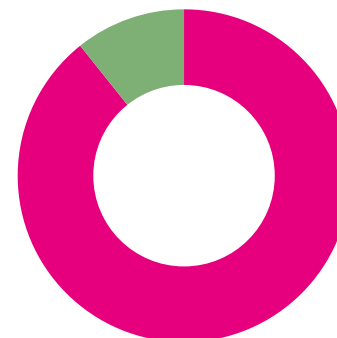
Staff professions

 Academic departments	371	61%
 Professional Services	233	39%





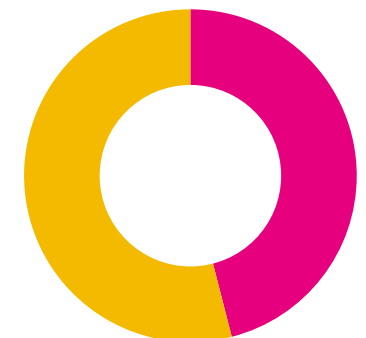
Student origins (Falmouth)

 UK	6,503	89%
 EU/international	782	11%



Staff numbers

 Male	278	46%
 Female	326	54%



Our income and expenditure

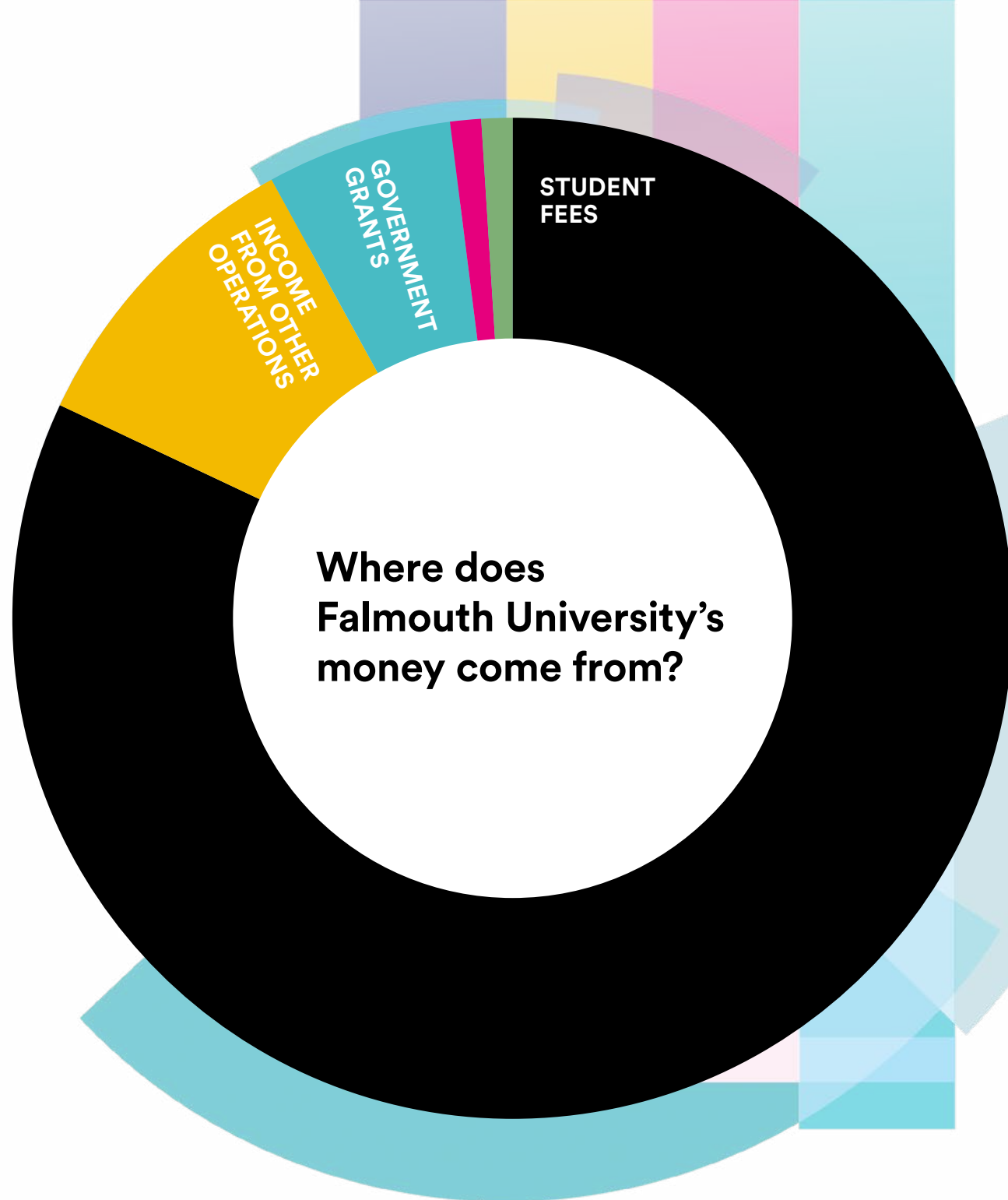
Where our money comes from and what it is spent on

Income

Income rose during the year in line with student numbers and increased income from research and Launchpad.

Income

● Student fees (from all students for their courses)	£60.5 M	82%
● Income from other operations (charges for services, catering, Launchpad, etc)	£7.3 M	10%
● Government grants (for teaching and research)	£4.8 M	6%
● Research grants (for research projects undertaken by academic staff)	£0.8 M	1%
● Other income (e.g. EU grants, capital grants, interest)	£0.5 M	1%
Total income	£73.9 M	100%

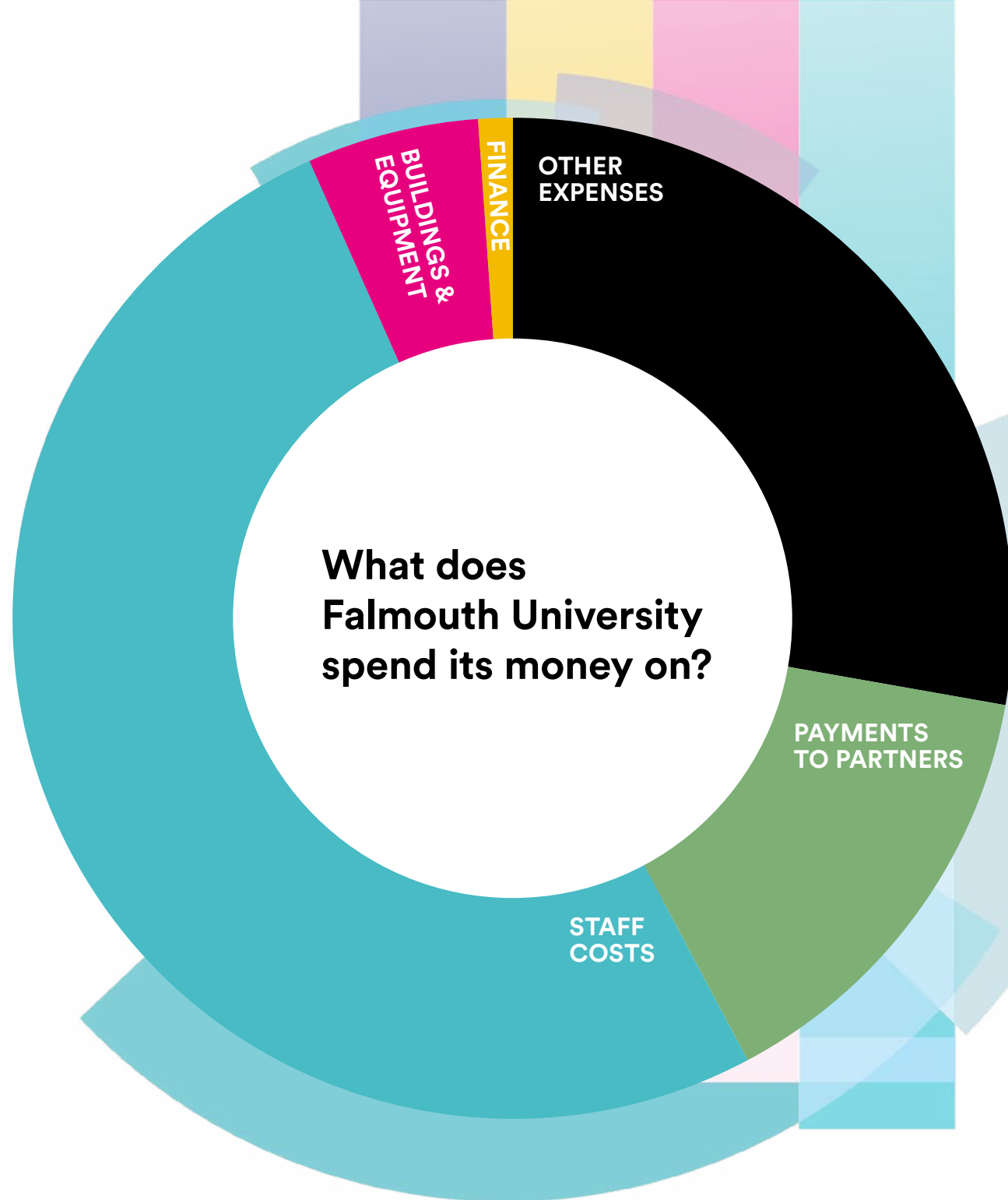


Our income and expenditure

Where our money comes from and what it is spent on

Expenditure

Costs rose through higher staffing, franchise fees payable, overall running costs and grant-funded activity.



Expenditure

● Other expenses (e.g. teaching materials, premises costs, IT costs, bursaries, etc)	£18.6 M	25%
● Payments to partners	£9.3 M	13%
● Staff costs (e.g. wages and salaries, staff taxes, pension costs, etc)	£33.4 M	45%
● Buildings and equipment (e.g. costs of construction/acquisition, utilities, maintenance, etc)	£11.5 M	16%
● Finance costs (e.g. bank interest on loans)	£0.8 M	1%
Total expenditure	£73.6 M	100%

Our income and expenditure

Where our money comes from and what it is spent on












Undergraduate fees

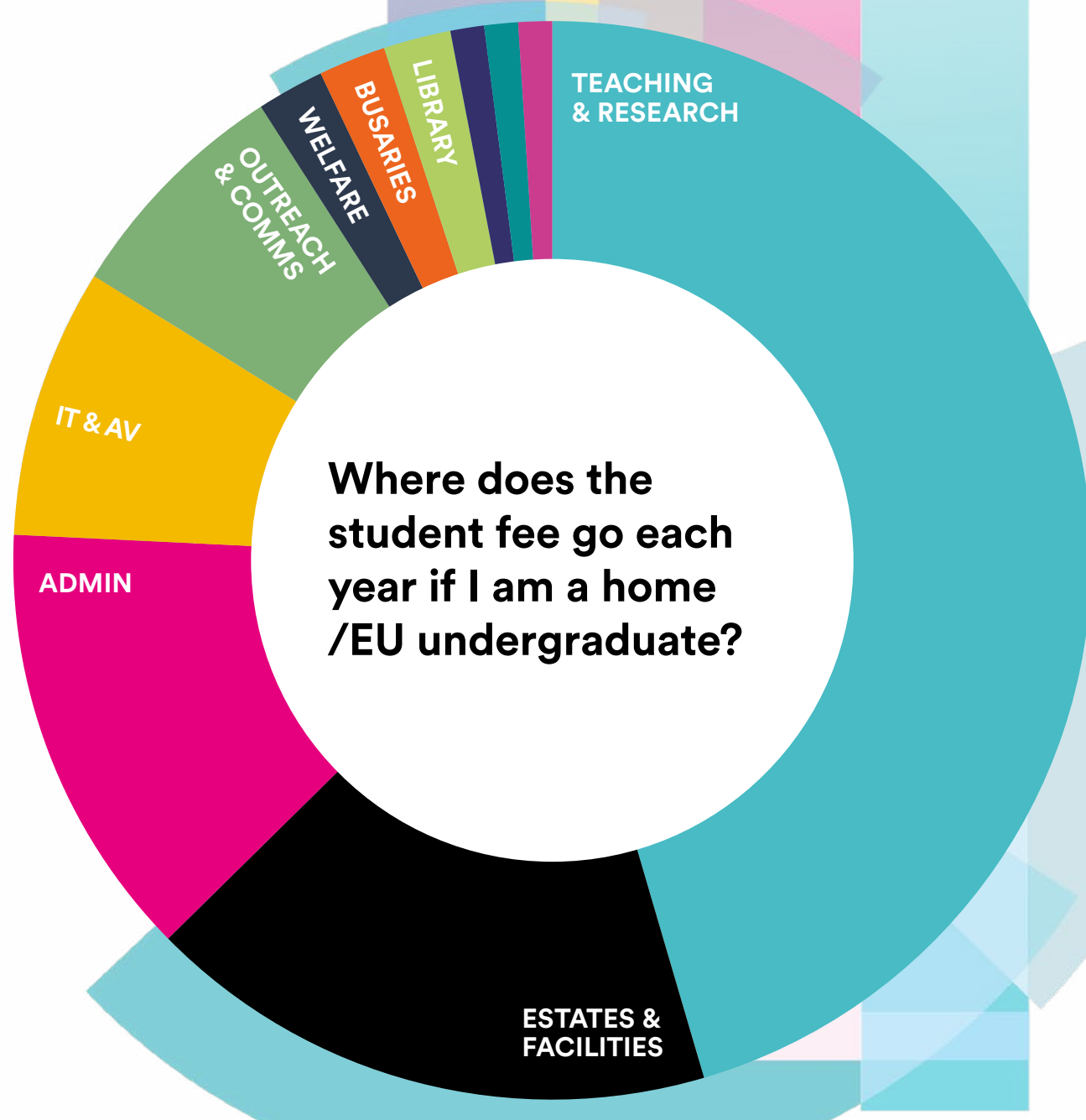
The adjacent information is based on the standard undergraduate fee of £9,250 for the year 2022-23.

This amount is determined by the Government which sets a maximum fee that the University can charge for UK and EU students. Other fees are reviewed annually and set against the cost of delivery, demand and competitor information.

Actual costs vary by course but the University has targets such that all students get an equal service for the same fee. Cross subsidisation between courses is minimal.

UG fee

 Teaching and research	£4,180	45%
 Estates and facilities	£1,560	17%
 Administration (e.g. Student Administration, Finance, HR, etc)	£1,200	13%
 IT and AV services	£720	8%
 Outreach, communications and student engagement	£690	8%
 Welfare (e.g. accessibility, living support, counselling, chaplaincy, Student Advisors)	£230	2%
 Bursaries	£210	2%
 Library and academic skills	£170	2%
 Residences and catering (including catering subsidies)	£110	1%
 Students' Union	£90	1%
 Careers and employability	£90	1%



Note: for an International student, approximately £1,000 is spent on additional recruitment costs (included in Marketing and Bursaries) with another £1,000 spent on additional support costs such as international admissions, visas, foreign exchange, etc.











Our income and expenditure

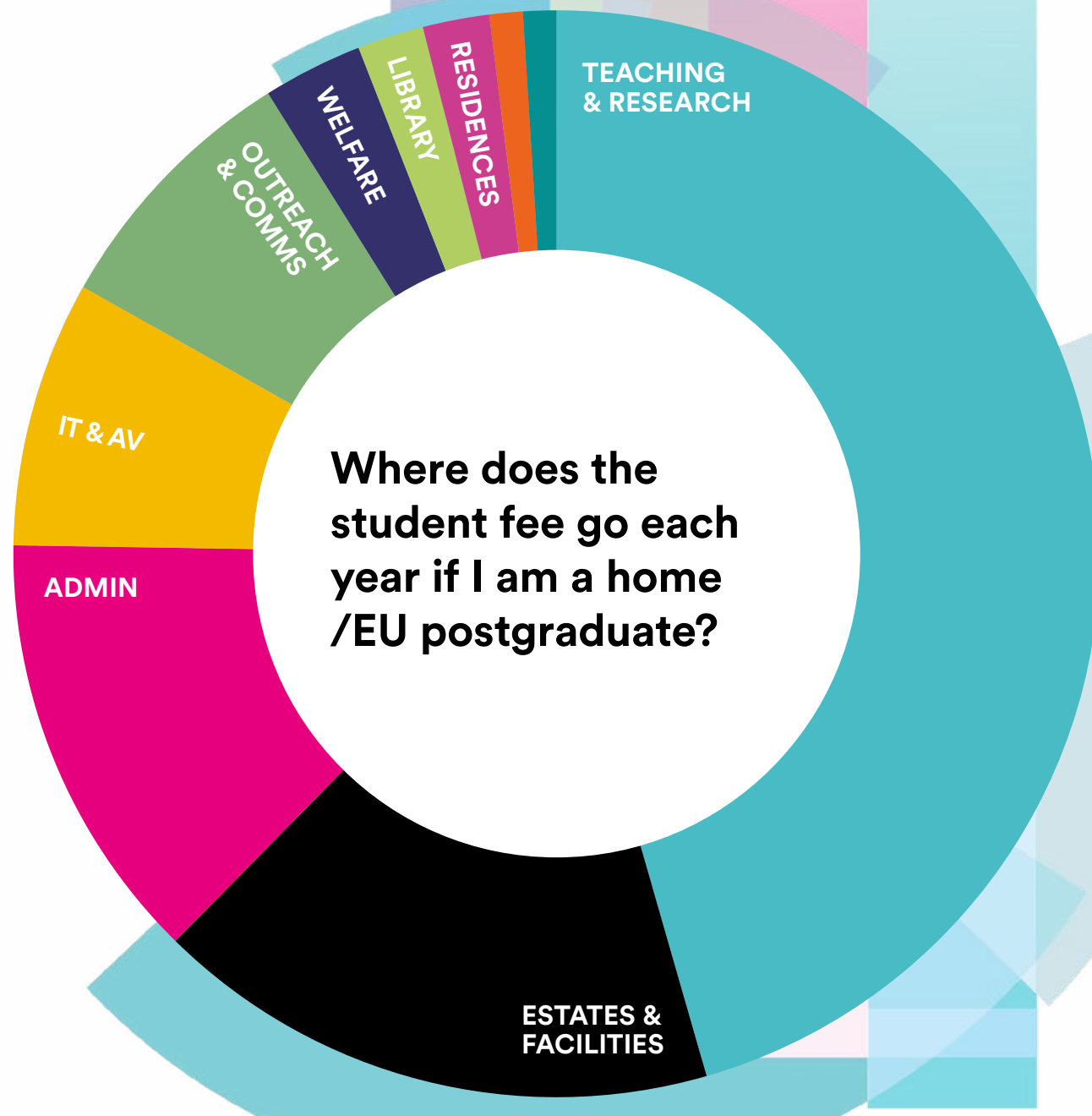
Where our money comes from and what it is spent on

Postgraduate fees

The adjacent information is based on the average full-time, campus-based postgraduate fee for the year of £8,950.

Actual costs vary by course but the University has targets such that all students get an equal service for the same fee.

PG fee		
	Teaching and research	£4,140 46%
	Estates and facilities	£1,540 17%
	Administration (e.g. Student Administration, Finance, HR, etc)	£1,190 13%
	IT and AV services	£720 8%
	Outreach, communications and student engagement	£680 8%
	Welfare (e.g. accessibility, living support, counselling, chaplaincy, Student Advisors)	£230 3%
	Library and academic skills	£170 2%
	Residences and catering (including catering subsidies)	£110 1%
	Students' Union	£90 1%
	Careers and employability	£80 1%



Note: for an international student, approximately £1,000 is spent on additional recruitment costs (included in Marketing and Bursaries) with another £1,000 spent on additional support costs such as international admissions, visas, foreign exchange, etc.

Our income and expenditure

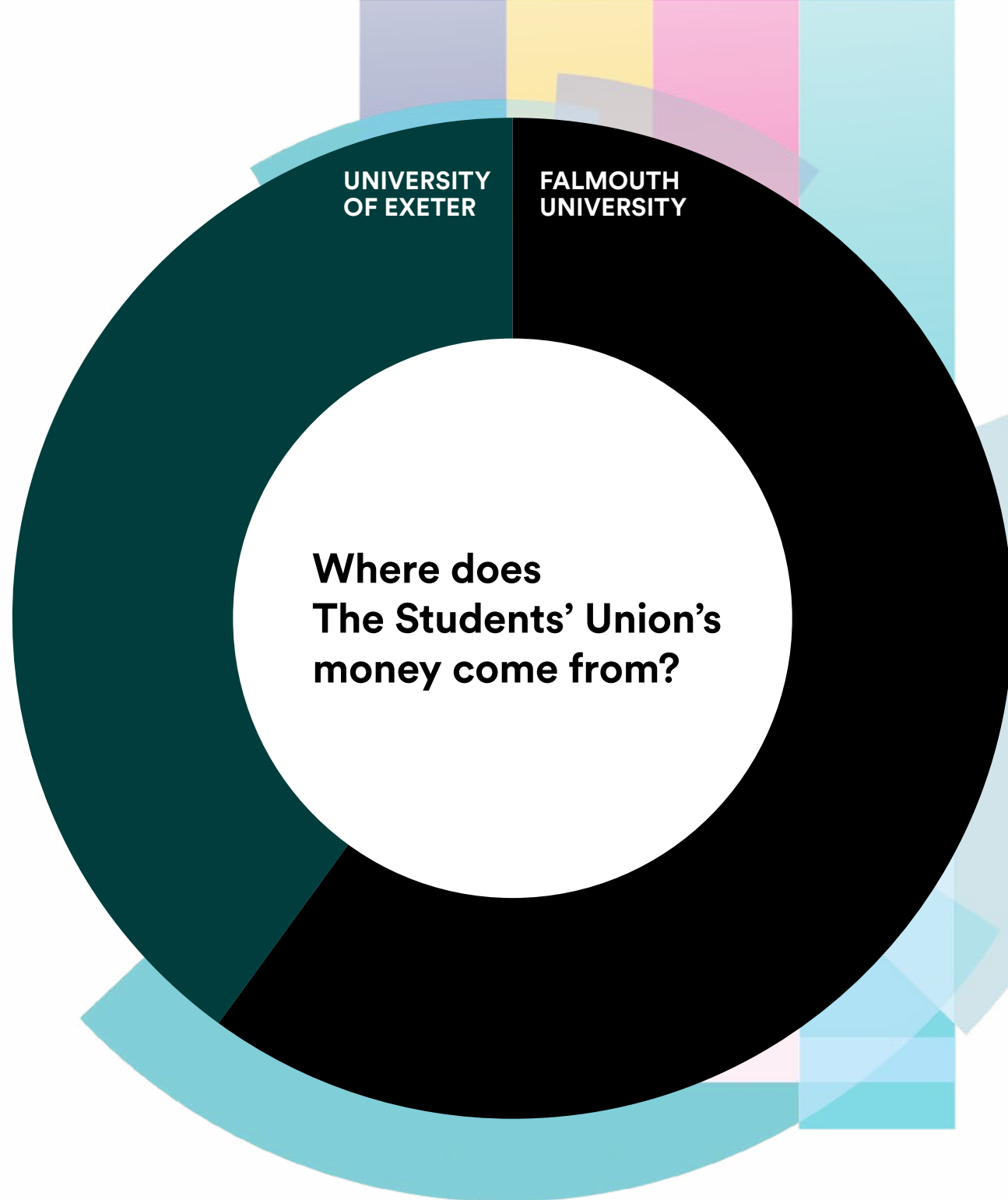
Where our money comes from and what it is spent on

The Students' Union financial transparency

The Falmouth and Exeter Students' Union is a registered charity acting as the joint students' union for Falmouth University and the University of Exeter in Cornwall.

Income

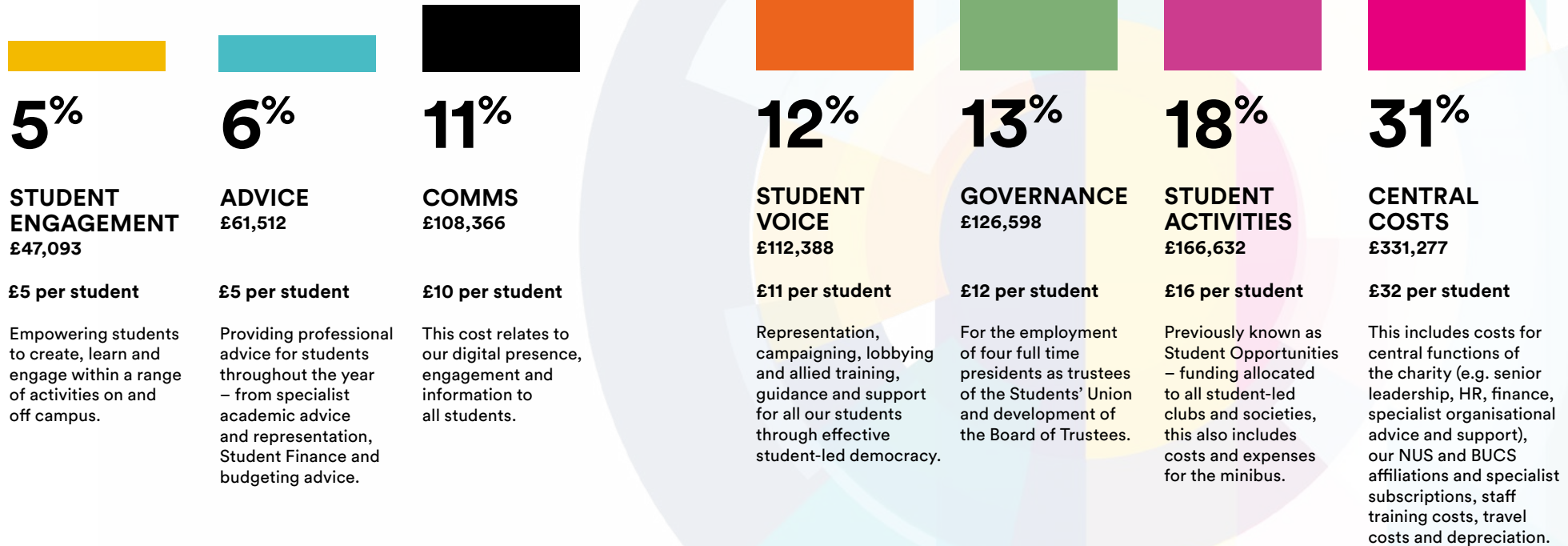
● Falmouth University	£0.6 M	60%
● University of Exeter	£0.4 M	40%
● Other	£0.04 M	<1%
Total Income	£1.0 M	100%



Our income and expenditure

Where our money comes from and what it is spent on

The Students' Union financial transparency



TOTAL EXPENDITURE

£1.0 M

As a service-based organisation, the vast majority of the Students' Union expenditure is used for staffing costs to run the many services delivered to students.

Our income and expenditure






Where our money comes from and what it is spent on

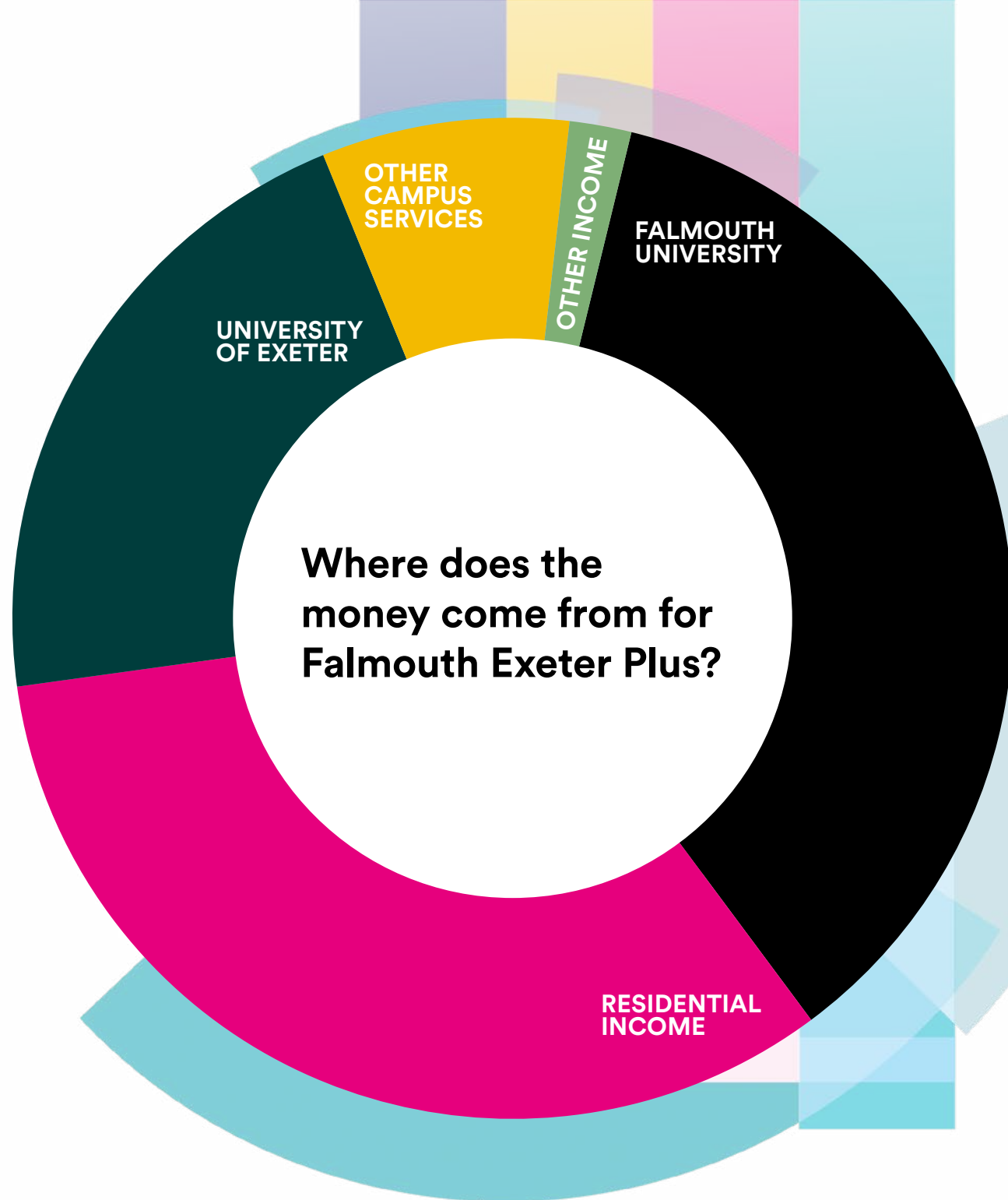
Falmouth Exeter Plus financial transparency

Falmouth Exeter Plus (FX Plus) is the organisation jointly owned with the University of Exeter to provide services on the Falmouth and Penryn campuses.

FX Plus is a limited company with charitable status and spends any surplus on the students and staff of the two institutions.

FX Plus: income

 Falmouth University	£12.9 M	36%
 Residential income (e.g. student rent and summer letting income)	£12.0 M	33%
 University of Exeter	£7.5 M	21%
 Other campus services (e.g. catering, retail, bar, print, nursery)	£3.0 M	8%
 Other income (e.g. DSA income, car park income, etc)	£0.7 M	2%
Total income	£36.1 M	100%








Our income and expenditure

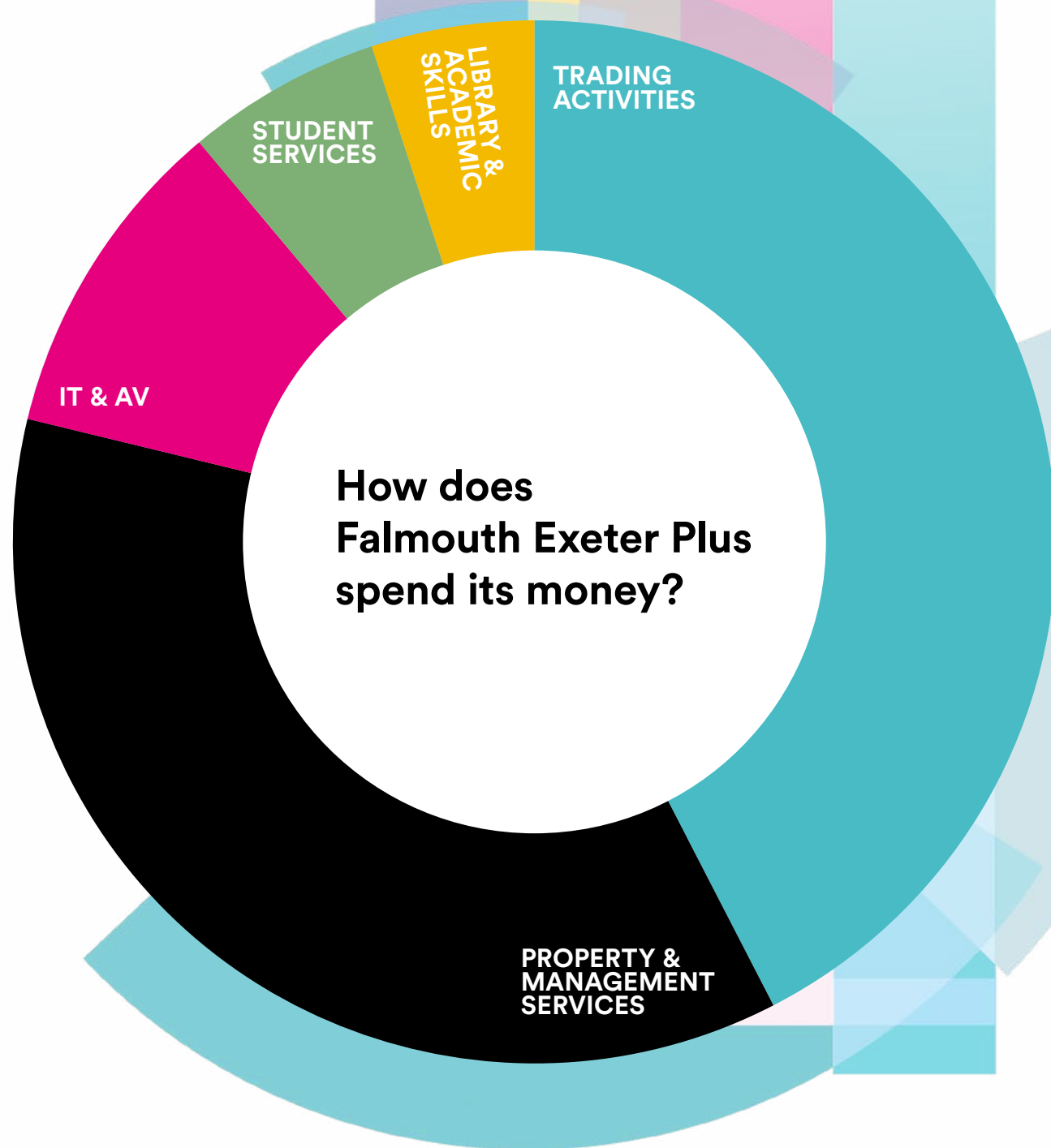
Where our money comes from and what it is spent on

Falmouth Exeter Plus financial transparency

FX Plus spend their money on maintaining the estate, running the trading operations and providing direct services to students and staff.

FX Plus: expenditure

 Trading activities (residences, catering, retail, nursery, etc)	£15.3 M	42%
 Property and management services	£13.1 M	37%
 IT and AV services	£3.7 M	10%
 Student services	£2.3 M	6%
 Library and academic skills	£2.0 M	5%
Total expenditure	£36.4 M	100%



Financial support

Falmouth University employs a Student Finance team and the Students' Union has a team of advisers who operate across both campuses and are available to provide advice and support on student money matters. The Students' Union also holds funds to support student-led activities.

Student support ranges from Student Loans from Student Finance England to Falmouth bursaries and awards.

Falmouth's funding and bursary pages:
falmouth.ac.uk/study/student-funding

Awards include:

- **Falmouth Bursary**
- to support student from low-income households
- **Pendennis Bursary**
- **Dependants' Bursary**

The Students' Union also holds funds to support student-led activities:

- **The Students' Union Student Project Fund**

Hardship support:
falmouth.ac.uk/study/student-funding/hardship-fund

Further details on course costs can be found on Falmouth's tuition fees pages:
falmouth.ac.uk/tuition-fees

Other resources include:

Student Finance England: introduction to student finance and application portal:
www.gov.uk/student-finance

www.gov.uk/funding-for-postgraduate-study

Search for private funding, budget planner, loan repayment and wage predictor:
grants-search.turn2us.org.uk

The Students' Union advisory team, which can be accessed by appointment, offers independent, impartial advice:
thesu.org.uk/advice

In addition, independent advice on student finance is available at other sources such as:
moneysavingexpert.com/students

moneyhelper.org.uk/en/family-and-care/student-and-graduate-money
whatuni.com/advice/money

For further information please email:
student.finance@falmouth.ac.uk

Full details on Falmouth University's finances can be found in the annual financial statements which can be accessed at:
falmouth.ac.uk/corporate/regulatory-information

The Students' Union finances are available at:
thesu.org.uk





Falmouth University
Falmouth Campus Woodlane,
Falmouth, Cornwall TR11 4RH
01326 211077

Penryn Campus Treliever Road,
Penryn, Cornwall TR10 9FE
01326 370400

falmouth.ac.uk
@falmouthuni